

Friday, 22 May 2026

DofE Expedition Training

Mr. Hill

Outline of Sessions

1. The 20 Conditions and Expedition Purpose
2. Maps and Symbols
3. Map Reading & Navigation (inc. Route Card Completion)
4. Compass Use and Walking Techniques
5. Safety Kit and Procedures
6. Food Selection and Stove Safety
7. Kit Selection and Bag Packing
8. Camp Craft and the Countryside Code

Session 8

Camp Craft and the Countryside Code

The Countryside Code

- ALL visitors to the countryside have a responsibility, by law, to respect the Countryside Code
- Applies to ALL parts of the countryside in England and Wales
- It's simple...
 - RESPECT
 - PROTECT
 - ENJOY



Respect – Protect – Enjoy

- **RESPECT**

- Consider the local community and other people enjoying the outdoors.
- Leave gates and property as you find them and always follow proper paths.

- **PROTECT**

- Leave no trace of your visit & take all litter home
- Keep dogs under effective control

- **ENJOY**

- Plan ahead and be prepared
- Follow advice and local signs



What Is Wrong With These?

- A DofE group is walking across some land. They are tired, and want to get to the camp so are taking a short cut across a field.
- Some people have just stopped for lunch on their expedition. They didn't want to carry their rubbish so have left it in a hedge.
- A group are walking through a field with livestock in – To make them feel better they are singing very loudly and making lots of noise.

Camp Craft – Work Cycles

- The first thing you will want to do when you get in to camp at the end of a hard day's walking is rest.

DON'T!

1. Get your tent up
2. Get any wet kit drying
3. Go fetch a load of water
4. Get your feet drying
 - But **DON'T** ever walk around a campsite without shoes!
5. Get your food cooking / hot drink brewing
6. Check your route for the next day (while it is still light!)
7. **THEN** you can rest!



DE

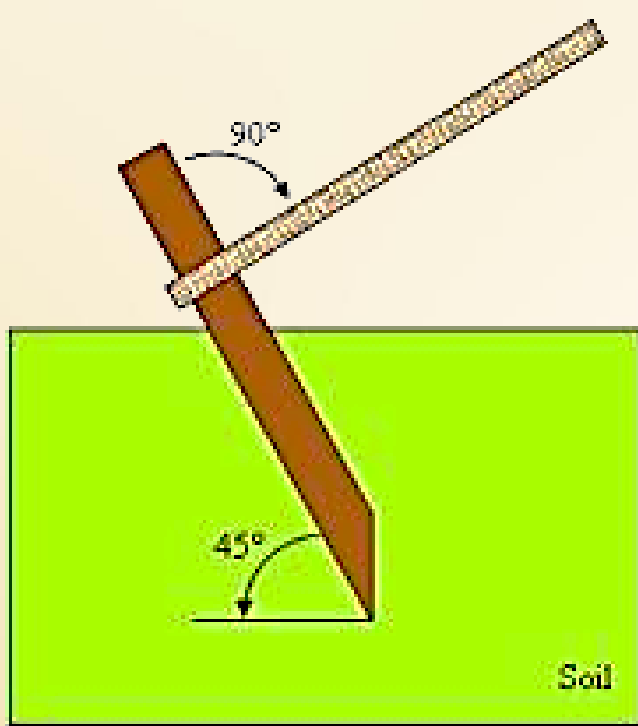
THE DUKE OF
EDINBURGH'S AWARD

FAIRFAX
SINCERITAS LABORIS

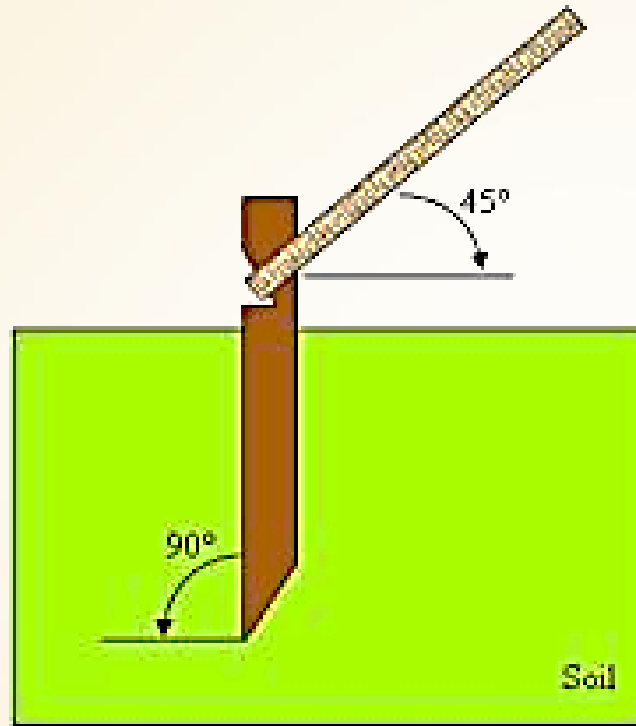
Camp Craft - Selecting a Pitch

- **Ideally look for a place where:**
 - The ground is flat
 - There are no overhanging trees
 - There are no sharp rocks / plants on the ground
 - The wind is not likely to be a problem
 - You are close to other groups, but ~5m away from others
 - You can create a communal cooking area
 - Think about which way the sunset (W) / sunrise (E) / wind / rain will come from

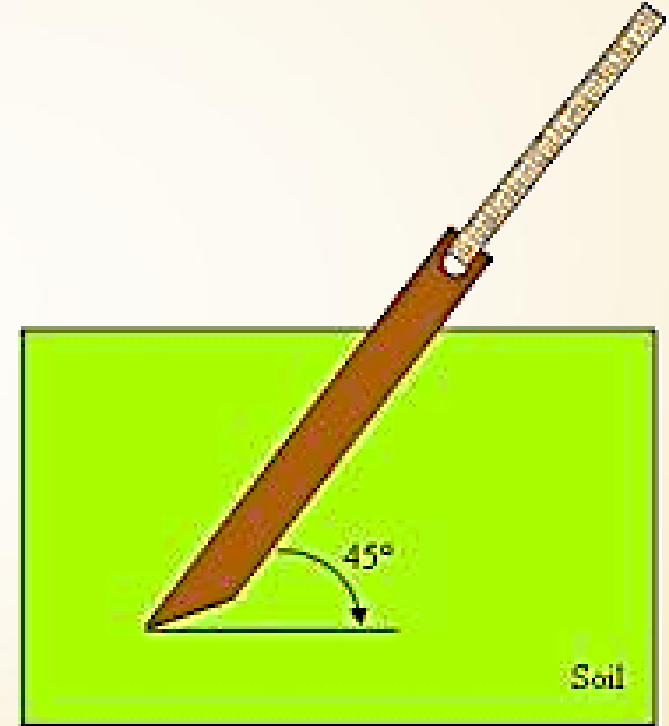
Camp Craft – Pegging In



RIGHT



**COMMON
MISTAKE**

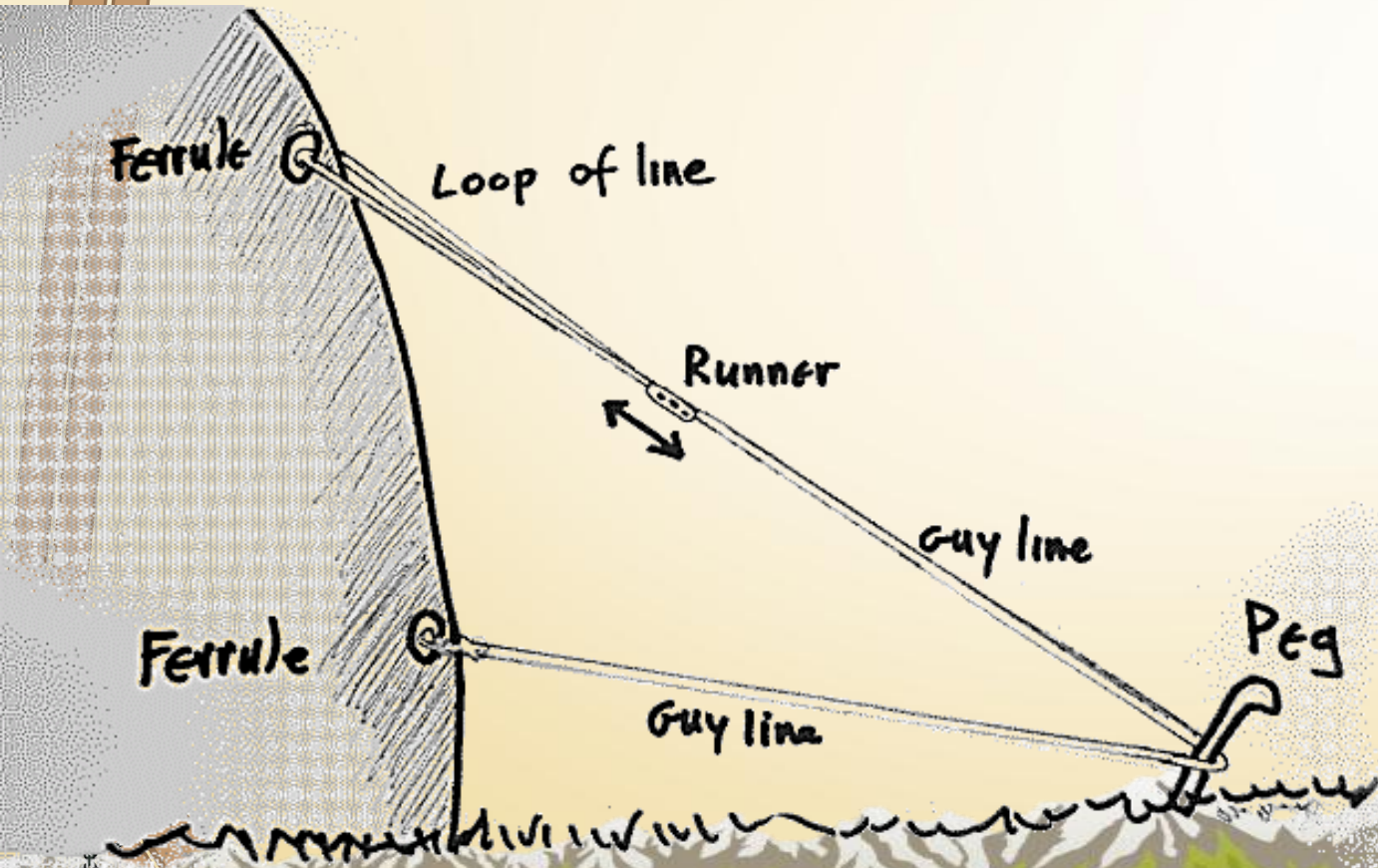


WRONG

Camp Craft – Guy Ropes

Traditional Style

Modern Style



Camp Craft - Pitching Your TUNNEL Tent

1. Pull everything out of the storage bags
 - Secure them to stop anything blowing away
 - Ensure all doors are zipped shut
2. Use 2 pegs to peg the **BACK** of the tent into the wind
3. Insert the colour-coded poles into the correct sleeves
4. Grab the **FRONT** corners of the tent, pull **UP** and **OUT** to give the tent shape and use 2 pegs to peg down
5. Put all the other pegs around the base of the tent
6. Set the guy ropes to half length (use the plastic toggles) and peg in to the ground.



Camp Craft - Behaviour

Whilst on expedition, you are representing both Fairfax AND the DofE award organisation

- Any poor behaviour will result in normal school procedures being followed to deal with such instances
- Stay quiet (silent) between the hours of 2200-0700
- Be polite and courteous at ALL times
- Don't make a mess in the facilities
- FIND, READ and FOLLOW all campsite specific rules

Camp Craft - Cleanliness

KEEP YOUR AREA CLEAN & TIDY!

- **Why?** Because it keeps to the countryside code, keeps animals away during the night and stops you destroying / losing expensive kit!
- **Inside Tents**
 - Keep your kit in your bag unless it is being used immediately
- **Outside Tents**
 - Set up a bin bag for your group (take one with you!) & tie it to a tent
 - Ensure that all rubbish goes straight into the bag
 - Weight it down with a rock / tie it shut overnight

Camp Craft - Morale

- **Games**

- Tennis balls / foam / deflatable balls
- Frisbees / Nerf Balls / Boomerangs (WELL AWAY FROM TENTS)
- Cards

- **Food**

- Think of your favourite (non-refrigerated) food and take / make it
- e.g. Make camp popcorn from base ingredients!
- **You will need: (all will fit into a tiny box / bag)**
 - A pot with a lid
 - A little oil
 - Popcorn kernels
 - Flavouring

TASK: Decide On Your Work Cycle

- **Things to consider:**
 - Who is bringing a water container?
 - What morale food are you eating?
 - What will you do in the campsite?
 - Are you going to cook as individuals / pairs / a group?
 - Spare shoes for the campsite? Flip flops?
 - How will you organise the rubbish?