

# Year 12 Parent Information Evening

UCAS



# This evening

- First, we want to congratulate our year 12 students for an impressive start to their sixth form studies.
- We are here to talk about how we will be supporting the students through the next twelve months and their choices for post 18.

# How we support your child

- On the first day of Year 12, I asked the students to give us an idea as to what their plans are for when they leave the sixth form.
- We update this information during the year so we have a clear idea as to the support we can offer.
- By having this information, we target students with offers for courses, work experience, open days etc, and use it to plan our enrichment days and share this information either directly or with the year group.
- We have Mrs Knowles, our careers advisor on hand to support students, and they can speak with any of us on the sixth form team.
- Call us on 0121 378 1288 ext 3309 to speak to the sixth form. Mrs Davis will take your details and can answer most questions.

|  |               |
|--|---------------|
| Assistant Principal. Post 16 Education | Ms W Gray     |
| Assistant Head of Sixth Form           | Miss S Sutton |
| Academic and Well-being Mentor         | Mrs F Clark   |
| Year 12 Supervisor                     | Mrs K Davis   |
| Year 13 Supervisor                     | Ms N Rai      |
| Career Adviser                         | Mrs P Knowles |

# Personal Learning and Development Programme

- This year, we have put together all of our enrichment and support tools into one programme.
- This has been shared with you and is available on our website.
- Students have had access to a variety of resources as we have gone through the year, and they should continue to access them as we progress into Year 13.

- Access to the Learning and Wellbeing mentor
- Access to a dedicated supervisor
- Enrolment onto the Express Extended Qualification Project
- Digital Literacy Programme
- Your Future sessions in Summer Term
- One week of work experience
- Support for university applications
- Support for apprenticeships
- Higher Education Fair for university, apprenticeships, and employment
- Prefect application in year 12
- Senior Prefect Team applications in year 13
- Deputy House Captain applications in year 12
- House Captain applications in year 13
- Access to Sutton Trust Programmes
- Access to University to Birmingham's A2B Scheme
- Access to Peer Mentoring Training
- Access to our independent careers adviser
- Career support via careers platform, Unifrog
- Registration careers programme
- UCAS support
- Personal statement master classes
- Opportunity to undertake Duke of Edinburgh Award
- Volunteering opportunities in-school and with external providers
- House charity participation

# Work Experience week – 19th to 23rd June

- 70% of students have a work place. Those without a placement will need to be in school and will be in independent study for the week.
- As this is a school week, anyone who is absent has to be marked with an unauthorised absence.
- For those on work experience, the following should be noted.
- For safeguarding purposes, it is vital that if your child does not attend on any of the days, then you notify both us and the contact at the placement. We must know where your child is at all times.
- We will do two checks that week, either by phone.
- Each student will complete an evaluation form at the end which will be an online form and will take with them a log to complete.
- We hope that they get a lot out of their experience.

# UCAS Discovery 27<sup>th</sup> June

- This is on 27th June and students will be required to book their ticket as per the instructions in the letter we will send out to you.
- UCAS Discovery exhibitions bring together the experts to help you shortlist your options, all under one roof.
- At a Discovery exhibition you will be able to:
  - meet over 100 unis, colleges, and apprenticeship employers face-to-face
  - find out about different options and pathways
  - listen to live expert talks
- get the latest advice and information on different career choices. Students will meet us at the NEC by the designated time to be registered but they are free to leave after they have been round the event.
- There are no lessons that day and so students do not return to school.

# Your Futures Zone

- We have now moved into the Futures Zone and the EPQ lessons on the timetable have now switched to exploring their options, setting up UCAS Hub, opening a UCAS application and writing personal statements. They are now called PERSONAL DEVELOPMENT
- As well as the lessons, students have access to Unifrog.



# EPQ

- In order to support the students, we have decided to enter the EPQ marks next year and so, if anyone has not handed in their dissertation, we are offering the option of continuing into year 13 to complete it.
- Students may opt to take the EPQ in the Autumn term of Year 13 and join the Year 12 classes that will be running at that time. This means that the dissertation will be completed by Christmas with the support of a tutor, and it will be entered in the Summer of 2024. Please note, that if a student opts to do the EPQ in Year 13, attendance at the lessons will be compulsory but will end at Christmas.

# Unifrog

- Unifrog was introduced to our year 12 cohort in January 2022. It is a online tool which supports students with career prospects which best suit their personalities.
- All of our year 12 cohort have logged into Unifrog and have been given a shortlist of jobs that best suit their interests.
- We will be using this tool in the 'Your Future' lessons.

# Parents evening presentation

UCAS



# What is UCAS?

UCAS is an independent charity providing information, advice and admissions services. We're there to help people figure out what the next step in education might be.

## UCAS does:

- provide information, advice, and support
- process applications
- complete fraud and verification checks
- take part in education sector engagement

## UCAS doesn't:

- make decisions or offers
- set entry requirements
- advise on finance
- advise on immigration or visas for individuals

# Information and advice on



Higher  
education



Apprenticeships/  
traineeships



Studying  
abroad



Gap year



Getting a job

Find out more: [ucas.com](https://ucas.com)

# Why higher education?

- Essential for some career paths.
- Develop new transferable skills and subject knowledge.
- Increase confidence and independence.
- Broaden experiences.
- Meet new people.
- Investment in the future.
- Increased job prospects.
- Higher earning potential.





# Apprenticeships <sup>UCAS</sup>

Check out [ucas.com/apprenticeships](https://ucas.com/apprenticeships) to find out more, including:

- degree apprenticeships
- how to find and apply for apprenticeships
- preparing for application and interview
- browse our industry guides

Sign up at [careerfinder.ucas.com](https://careerfinder.ucas.com) to search for apprenticeships and internships vacancies.



# Choosing the right place

- **Style** – from traditional, with a focus on subject-based courses and research, to modern universities/colleges, with a greater focus on vocational courses.
- **Location** – some are in large cities, others in small towns, by the coast or in the countryside – it's all a major influence on the environment and lifestyle.
- **Size** – larger universities can have more than 20,000 students, whereas some of the smallest have only a few thousand.
- **Culture and facilities** – influenced by a range of factors, including the diversity of students who attend.
- **What graduates do** – all universities collect destination statistics; it can be useful to find out what jobs or further study students go on to.
- **Tuition fees** – can vary between universities and colleges; check if there are scholarships or bursaries available.
- **Living costs** – accommodation, transport, and food can vary enormously.



# Choosing the right course

- What does the course cover?
- Courses with the same title may be very different.
- Look carefully at the core course content, and the range of optional studies/modules available.
- Which modules are the most interesting and relevant to your career aspirations?
- See if the course or university/college offers any internship, placement, or study abroad opportunities.
- How is the course taught – structured teaching, or more independent research? How many lectures are there, and how much group work will be done in seminars?
- How is the course assessed?




# UCAS Hub

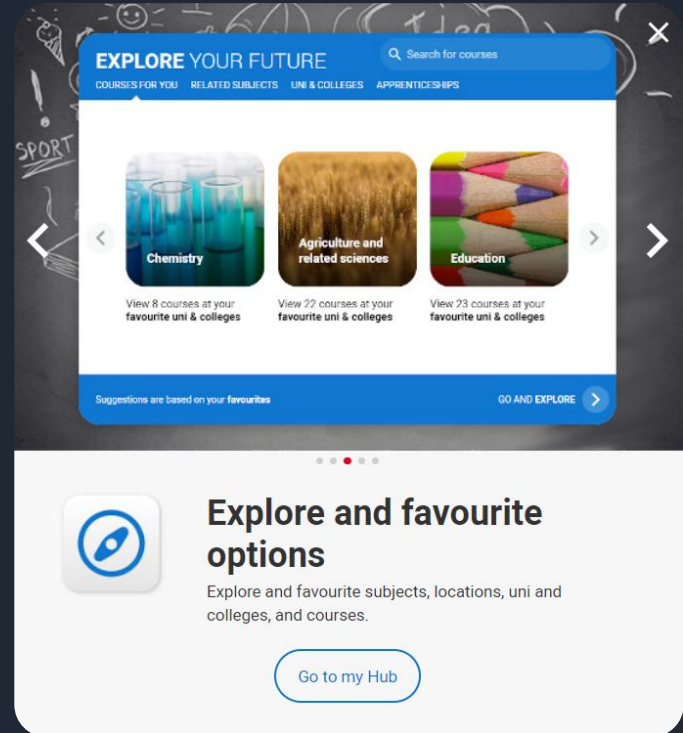
UCAS

# Starting your research

Register with the UCAS Hub to:

- explore careers, subjects, places, and apprenticeships
- find and favourite from over 35,000 courses
- search for open days, online events, and virtual tours
- turn predicted grades into UCAS Tariff points
- speak to those in the know using [Unibuddy](#)
- speak to career, higher education, and application specialists by attending the [Hub lives](#)
- take the [UCAS Quiz](#) to find your career matches
- start an application for 2023 entry (from May 2022)



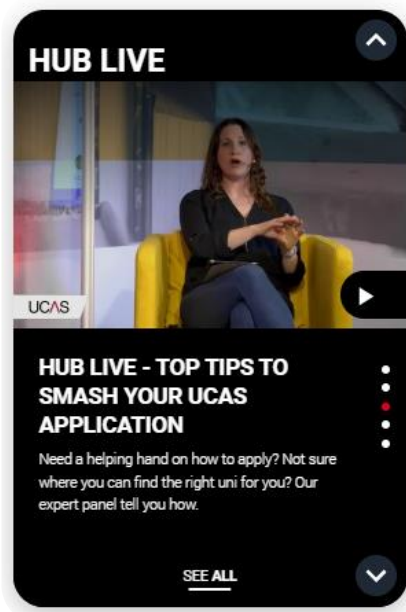


# Tools to help

## UCAS Hub lives

Join our [live sessions](#) hosted by expert panels.


Ask questions to help you make an informed decision.



## UCAS Discovery

Talk to subject and admissions experts, discover apprenticeships, find advice on applying, and more!

[Discover](#) a world of opportunities.




# Tools to help

## UCAS Quiz

Find job and career ideas matched to your personality.

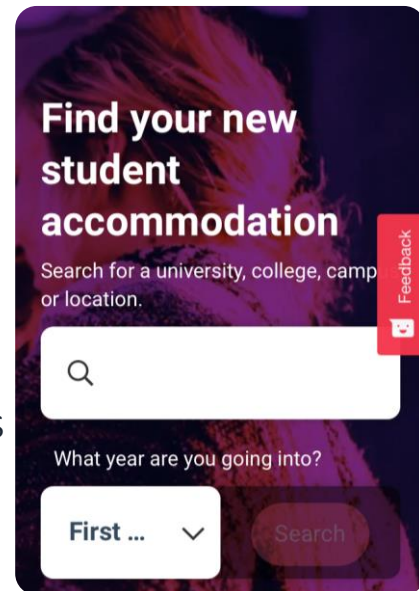
Plus a list of courses previous students studied in order to get there.



## Accommodation

High on the list when considering where to study, but it's not always easy to compare what's on offer.

Understand what options there are using our [accommodation search](#).



# Completing the UCAS application



Student registers for a UCAS Hub account to carry out research and start application.



Student completes all sections of the application and sends it to their school/college.



Teacher or adviser reviews the application and adds reference and predicted grades.

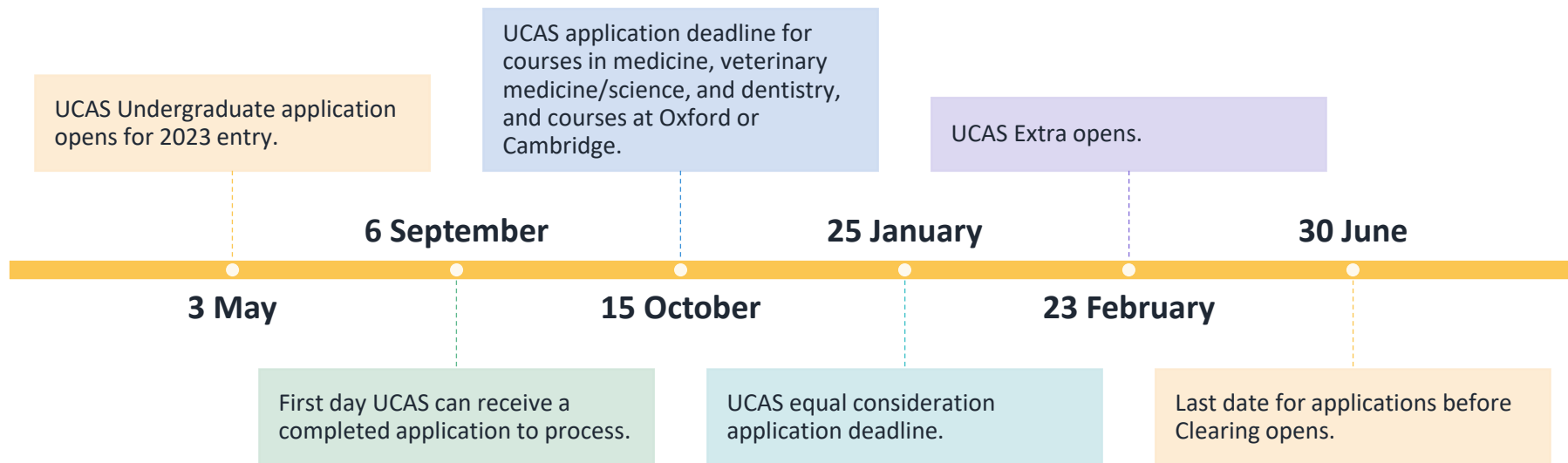


Applications are sent to UCAS by the school or college on behalf of the student.



Universities and colleges make their decisions on the application.

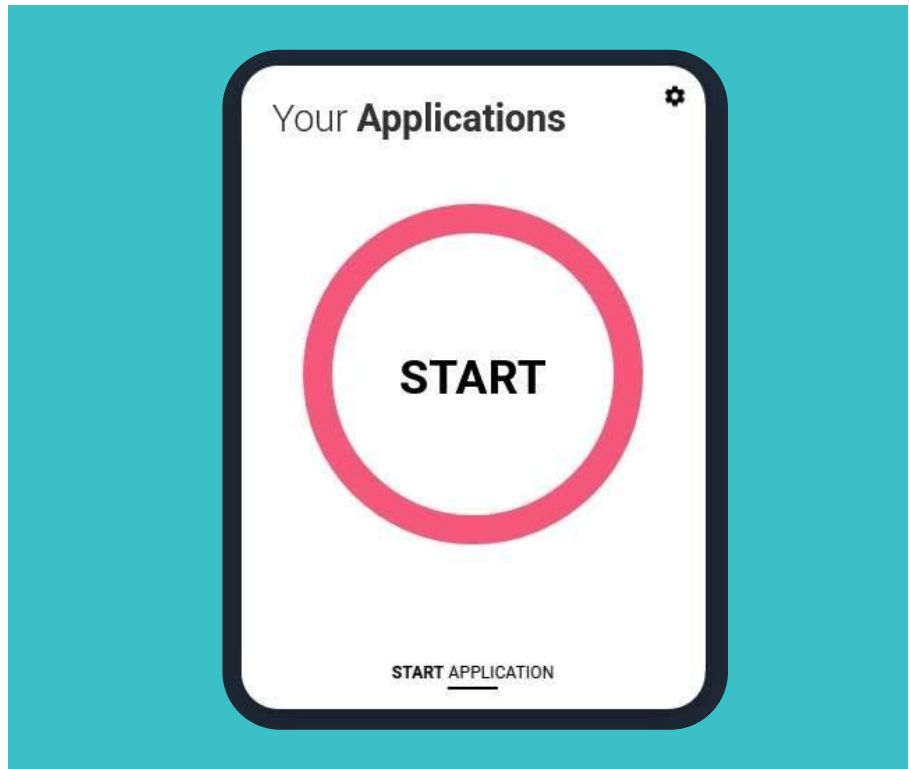
# When to apply for 2023 entry





# Key facts

- To start an application you need a **UCAS Hub account**.
- Register for UCAS Hub at any time.
- From **2 May 2023** you'll be able to **'Start'** your application in your UCAS Hub by starting the Hub but it will be 16<sup>th</sup> May when the application open.
- You have up to **five choices**, unless applying to study medicine, veterinary, medicine/science, dentistry – then it's **four choices**.
- You **can't apply to BOTH** Oxford and Cambridge.
- Applying **is one amount £27.50**
- Apply by the **equal consideration date**.
- Universities and colleges **can't see** your other choices when you apply.



# Linking to a school

- If you're applying with the help of a school, college or centre you should enter their 'buzzword' to link your application to them.
- The buzzword is a unique code set by your school, college or centre. This year it is **EXCELLENCE**
- By linking your application you're giving your school, college or centre permission to view and track your application.
- It also means they'll provide you with a reference, and send your application to UCAS on your behalf.

The image shows a digital interface for linking an application to a school. It features a purple background with a white rounded rectangle in the center. Inside the rectangle, the text 'Are you applying from a school, college, or centre?' is displayed. Below this text are two circular buttons: a teal one labeled 'Yes' and a pink one labeled 'No'. The 'Yes' button is highlighted with a teal glow. Below the buttons, the text 'Select Yes here.' is shown, followed by a dark blue button with the text 'START >' in white.

# Application

## Profile:

- Personal details
- Contact and residency details
- Nationality details
- Supporting information
- English language skills
- Finance and funding
- Diversity and inclusion\*
- More about you

\* (for students with a UK home address)

The screenshot displays the UCAS application profile interface, which is organized into a grid of sections. Each section has a title, a brief description, and a status indicator at the bottom.

- Profile** (Overall header)
- Personal details >** (Name, age, title, and gender) - Status: **Section complete** (green bar)
- Contact & residency details >** (Address, email, telephone, and where you live) - Status: **Start this section** (blue bar)
- Nationality details >** (Country and nationality details) - Status: **Start this section** (blue bar)
- Supporting information >** - Status: **Section in progress** (blue bar)
- English language skills >** (Is English your first language?) - Status: **Start this section** (blue bar)
- Finance & funding >** (Tell us how you'll fund your study) - Status: **Section in progress** (blue bar)
- Diversity & inclusion >** (Only shared with a provider once you have a place or your application is archived) - Status: **Start this section** (blue bar)
- More about you >** (Tell us about any circumstances that you might need support for during your studies) - Status: **Start this section** (blue bar)

# Application

## Experiences:

- Education
  - Employment
  - Extra activities\*
- 
- Personal statement
  - Reference\*\*
  - Add choices – up to five

\* (for students with a UK home address)

\*\* (not visible for students linked to their school/college)

The screenshot displays the UCAS application interface on a yellow background. A dark blue rounded rectangle contains the 'Experience' and 'Personal Statement' sections. The 'Experience' section has three white boxes: 'Education >' (with a blue progress bar and 'Section in progress'), 'Employment >' (with a green progress bar and 'Section complete'), and 'Extra activities >' (with a blue progress bar and 'Start this section'). The 'Personal Statement' section has one white box: 'Personal statement >' (with a blue progress bar and 'Start this section').

**Experience**

**Education >**  
Your qualifications and periods of study  
Section in progress

**Employment >**  
Employment, paid or unpaid, or volunteer work  
Section complete

**Extra activities >**  
Activities you have attended in preparation for higher education  
Start this section

**Personal Statement**

**Personal statement >**  
Why do you want to study this subject?  
Start this section

# The personal statement



The only section students have full control over



Students only chance to market themselves individually



The same for all choices



A maximum of 4,000 characters, or 47 lines



A minimum of 1,000 characters



There isn't a spelling or grammar check



No formatting is allowed

UCAS' similarity detection service:  
every personal statement is run through software to check for plagiarism.

# How we support your child:

## Predicted Grades

- ▶ For UCAS, we have to give a predicted grade.
- ▶ Increasingly, apprenticeship providers also require this information.
- ▶ The predicted grade is given by the subject tutors and is given based on their performance over the first year, the assessments that they have taken and, finally the mock examination result.
- ▶ We expect the students to have professional dialogue with their teachers about their grades and to have a realistic view of their expectations.

This is asked for in **October**.

# The school reference

- The school will be writing an academic reference for the students that gives the universities the information they require about the suitability of a student to their course.

# Applying to Oxbridge, Medicine, Veterinary

- These students have already been identified, but if there are any who have not advised us of this choice, they must do so.
- The deadline for their applications is earlier than the rest and must be with UCAS in October.
- Students who are on our list have been receiving support and we will continue to offer advice on their application.



# Decisions

Universities and colleges will review the:



**personal statement**



**qualifications**



**reference**

They may also ask for:



**admissions test**

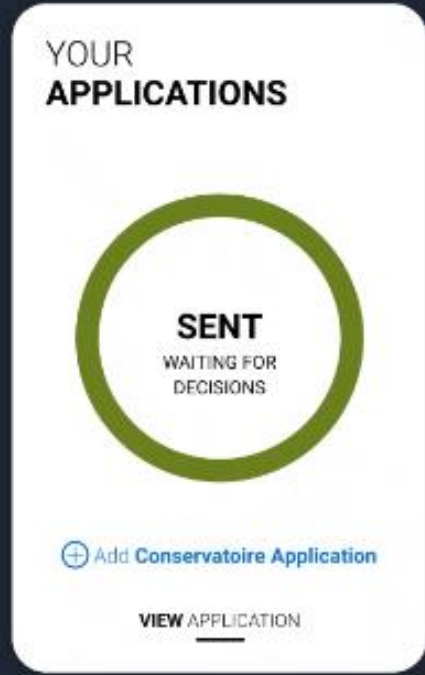


**interview**



**portfolio/audition**

# Tracking applications



Head to UCAS Hub to:

- follow its progress 24/7
- see choices and personal information
- view offers
- reply to offers online

One of three decisions will be made:

- unconditional offer
- conditional offer
- unsuccessful

# Replies to offers

Once decisions have been made on all choices, two can be chosen:

- one as a 'firm' acceptance – first choice
- the other as an 'insurance' acceptance. This acts as a back-up if you do not get into your 'firm' choice

Any remaining offers must be declined.

Once all decisions and replies have been made, if you are not holding an offer, you may be able to use Extra or Clearing to find available places.



# Other options

## Extra (23 Feb – 4 Jul)

- Used all five choices and had no offers.
- Add Extra choices for consideration one at a time.

## Clearing (5 Jul – 17 Oct)

- Apply after 30 June, receive no offers, decline all offers, not met conditions.
- Find vacancies from 5 July and add a Clearing choice to your application.



# What can students be doing?

- research, research, research
- attend open days and events – including online
- extracurricular and supercurricular activities
- work experience
- volunteering
- independent learning outside the curriculum
- focus on this year's studies



# How can you support them?

Research

Use the parents/guardians' section of the UCAS website at [www.ucas.com/parents](https://www.ucas.com/parents).

Sign up

Sign up for parent updates from UCAS and get everything you need to know about the application process direct to your inbox.

Open days

Attend virtual events and open days – you may have a different perspective.

Be proactive

Make sure they carefully read everything that is sent to them and don't book holidays at key times!



Security marking: **PUBLIC**

UCAS

# Additional help

UCAS Customer Experience Centre:

0371 468 0 468

From outside the UK:

+44 330 3330 230

Monday to Friday, 08:30 – 18:00 (UK time)

Stay up to date online at:

[facebook.com/ucasonline](https://facebook.com/ucasonline)

[twitter.com/UCAS\\_online](https://twitter.com/UCAS_online)





# Vocational pathway



# Apprenticeship advice

UCAS has [apprenticeship advice](https://ucas.com/apprenticeships) to help students make informed decisions about their post-16 and post-18 opportunities.

Find out about:

- the different types of apprenticeships
- how to find and apply for apprenticeships
- preparing for the application and interview process

**Head to:**  
[ucas.com/apprenticeships](https://ucas.com/apprenticeships)

# Apprenticeships: Myth Busting

- ▶ Apprenticeships are about low skill levels
- ▶ Apprenticeships focus on manual skills
- ▶ Apprenticeships are for people who aren't academic and can't go to university
- ▶ Apprentices get paid peanuts
- ▶ Apprenticeships are for other people

# Degree Apprenticeships

- ▶ A job with a 'training programme' inside it
- ▶ An alternative to traditional, full time higher education - blending work and part time university study
- ▶ Spend part of your time at work, watching and learning from more experienced colleagues and putting your studies into practice and part of your time at university
- ▶ All of your studies are linked to your workplace
- ▶ Assessments include practical projects and skills portfolios

# Benefits of Degree Apprenticeships

- ▶ Get a head start in your chosen career
- ▶ Gain professional skills and graduate qualifications designed by employers and universities working together – so you know you are gaining skills employers want
- ▶ Hands on training lets you put classroom learning into practice right away, making sense of theory and building confidence
- ▶ Build the soft skills that employers ask for
- ▶ Graduate with lots of work experience on your CV – don't have to struggle to find that first job
- ▶ Get a (real) degree without the debt of a student loan

# Degree Apprenticeships: Growing Fast

- ▶ Available in more than 60 Universities
- ▶ **Higher apprenticeships continue to grow in 2022/23. Higher apprenticeship starts increased by 10.0% to 42,060 compared to 38,230 in the same period last year.**
- ▶ Apprenticeships in Law, Accounting, Business and Management, Digital Technologies, Engineering, Nursing, Surveying .....
- ▶ University of Brighton – Specialising in Healthcare (Nursing Associate, Registered Nurse, Assistant Practitioner, Healthcare Scientist, Occupational Therapy, Podiatry), Developing Construction and Built Environment, Teaching and Masters level Professional Apprenticeships

# Degree Apprenticeships: How do I get onto one?

- ▶ You need an employer who will take you on as an apprentice
- ▶ Look at Find an Apprenticeship:  
<https://www.gov.uk/apply-apprenticeship>
- ▶ Look at company websites – many advertise their apprenticeship schemes there
- ▶ Use the UCAS career finder tool to browse apprenticeship vacancies:  
<https://careerfinder.ucas.com/jobs/apprenticeship/#browsing>

# What should your son/daughter should be doing now?

- ▶ Research
- ▶ Extracurricular activities
- ▶ Work experience
- ▶ Go beyond the syllabus
- ▶ Focus on this year's studies
- ▶ Drafting personal statements
- ▶ Talking with staff

# **Thank you for your attendance this evening**

- This presentation will be available on the school website from tomorrow in the Parent Information section.