

Year 12 Parent information evening – what next?

TUESDAY 10 MAY 2022

This evening

- ▶ First, we want to congratulate our year 12 students for an impressive start to their sixth form studies.
- ▶ We are here to talk about how we will be supporting the students through the next twelve months and their choices for post 18.

Work Experience week – 13th to 18th June

- ▶ The majority of students have a work place. Those without a placement will need to be in school and will work independently in the sixth form workroom.
- ▶ We will be sending a medical form to you for you to complete and for your child to take with them to the placement.
- ▶ For safeguarding purposes, it is vital that if your child does not attend on any of the days, then you notify both us and the contact at the placement. We must know where your child is at all times.
- ▶ We will do two checks that week, either by phone or by personal visit.
- ▶ Each student will complete an evaluation form at the end which will be an online form.


Choices available



Higher
education



Apprenticeships/
traineeships



Studying
abroad



Gap year



Getting a job

Find out more: ucas.com

UCAS Conference

- ▶ This is on 21st June and students will be required to book their ticket as per the instructions in the letter we sent out to you.
- ▶ Students will meet us at the NEC by the designated time to be registered but they are free to leave after they have been round the event.
- ▶ There are no lessons that day and so students do not return to school.

How we support your child

- ▶ On the first day of Year 12, I asked the students to give us an idea as to what their plans are for when they leave the sixth form.
- ▶ We update this information during the year so we have a clear idea as to the support we can offer.
- ▶ By having this information, we target students with offers for courses, work experience, open days etc, and use it to plan our enrichment days and share this information either directly or with the year group.
- ▶ We have Mrs Knowles, our careers advisor on hand to support students, and they can speak with any of us on the sixth form team.

Unifrog

- ▶ Unifrog was introduced to our year 12 cohort in January 2022. It is a online tool which supports students with career prospects which best suit their personalities.
- ▶ All of our year 12 cohort have logged into Unifrog and have been given a shortlist of jobs that best suit their interests.
- ▶ We will be using this tool for our next Enrichment day where we will have a focus on 'Your Future'.

Parental access

You should have received your email on how to access Unifrog. You can see how Unifrog works online and also complete the quizzes based on your own interests and personalities. This could be a great conversation starter around careers with your child.

Enrichment

- ▶ These days are very important in our calendar as it is the only time we can arrange to bring in agencies that will support our attendance.
- ▶ Tomorrow is our most important enrichment day, and attendance is vital.

Enrichment

Enrichment day 4 – Your Future

Our past Enrichment days have encouraged students to think about their career ideas and pathways. Students have accessed talks in an array of subjects such as Law, Psychology and Biology. This Enrichment day will now put their ideas into perspective. We have a couple of external guests coming in to speak to our students about the following topics:

- Birmingham University – UCAS Preparation and Personal Statement Support
- Walsall College – Future Pathways – Apprenticeships and Traineeships
- We will also be starting the application process so that the majority of the application is completed before we break for the summer. When we return in September, students will complete their choices section and the personal statement.

University v Apprenticeships

- ▶ We are seeing, on average a 75:25% split between universities and other options.
- ▶ A small number of our students decide to take a gap year, with the majority of these deciding to go to university the following year.

'Your Future' Zone

- ▶ From this point on, we support students as follows:
- ▶ UCAS application sections completed by end of June with the exception of their choices and the personal statement.
- ▶ Personal statement support via Unifrog and the Sixth Form team. Draft statement to be completed by 30th June and sent to Ms Gray/Miss Gardner for checking and advice.

How we support your child: School Reference

- ▶ In addition to a personal statement, the students will require a school reference for UCAS, and we are often asked to provide an academic reference for apprenticeships, so all students have a reference.
- ▶ The school reference reflects the life of the student in the school, and how they have used extra curricular, in and out of school, along with work experience to bring them to this point.
- ▶ It is a joint effort with the form tutor and subject teachers along with my input. We ask that the students talk with the teachers, and in particular, the form tutor so that they are aware of their plans. This will be completed by the end of the summer term.

How we support your child: Predicted Grades

- ▶ For UCAS, we have to give a predicted grade.
- ▶ Increasingly, apprenticeship providers also require this information.
- ▶ The predicted grade is given by the subject tutors and is given based on their performance over the first year, the assessments that they have taken and, finally the mock examination result.
- ▶ We expect the students to have professional dialogue with their teachers about their grades and to have a realistic view of their expectations.

This is asked for in **October**.

Applying to Oxbridge, Medicine, Veterinary

- ▶ These students have already been identified, but if there are any who have not advised us of this choice, they must do so.
- ▶ The deadline for their applications is earlier than the rest and must be with UCAS in October.
- ▶ Students who are on our list have been receiving support and we will continue to offer advice on their application.



University Pathway

Completing the UCAS application




Students register for a UCAS Hub account



Student complete their application – working their way through all sections and send it to their school/college



Teachers/advisers review the application and add reference and predicted grades



Applications are sent to UCAS by the school on behalf of the student

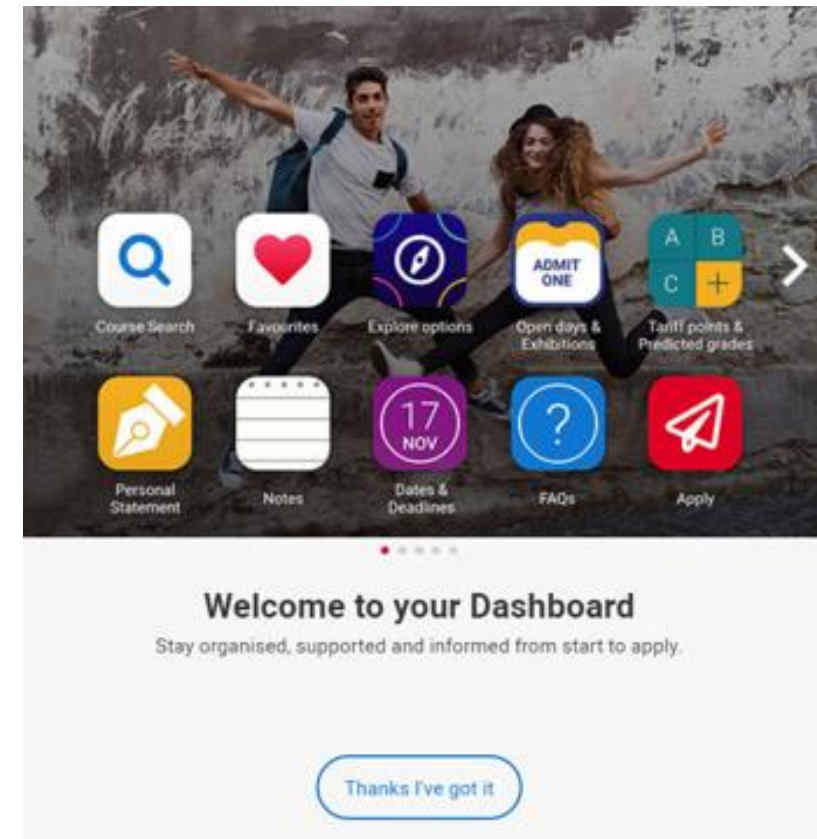


Universities/colleges make their decisions

Starting research

Students should register in UCAS Hub to:

- explore careers, subjects, universities and apprenticeships
- find and favourite over 35,000 courses
- search for virtual tours and online events
- turn predicted grades into Tariff points
- speak to those in the know using [Unibuddy](#)
- speak to career, higher education, and application specialists by attending the [Hub lives](#).
- explore [job profiles](#) to discover different career roles and pathways.
- Start an application for 2022 entry (from May 2021)



Organise everything in one place...

Get organised:

Tools to search, favourite, shortlist, reflect, diary, and build application.

Define what's important:

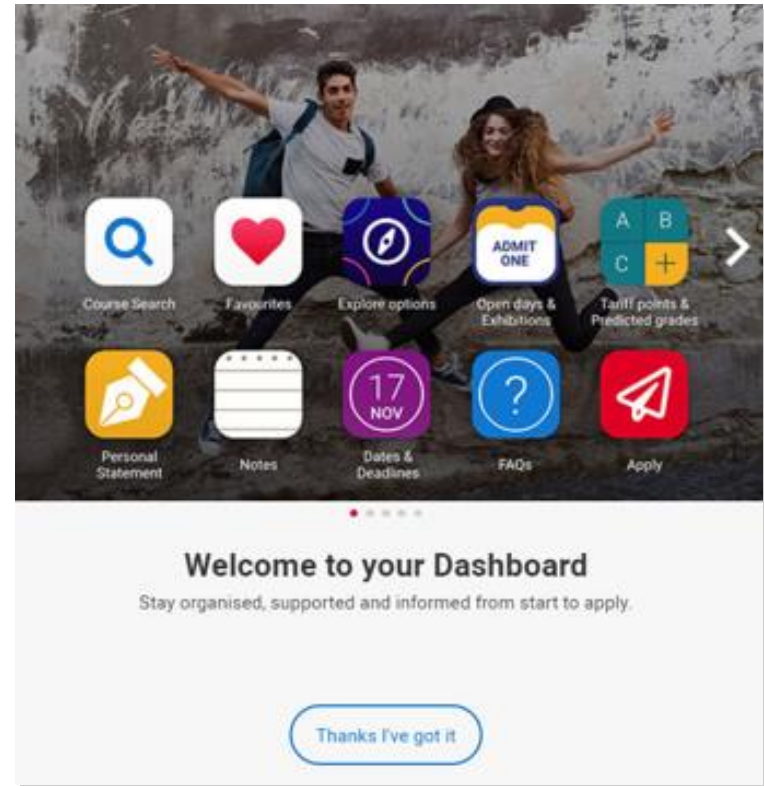
Distance from home, teaching satisfaction, work experience options, job outcomes...

Make it yours:

Organise tools, remove the ones they don't need, and tick off their to do list. It's their space, and their future.

Expanding horizons...

...by pushing options they might not have considered.



Free tools to help...



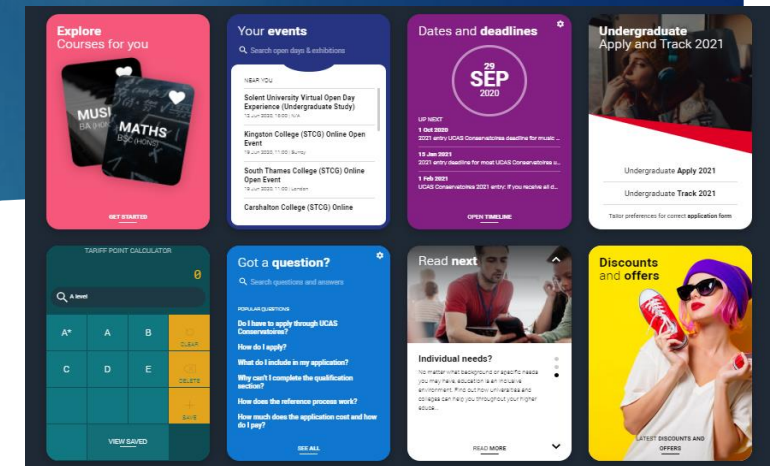
Discovery Days – at UCAS/Discovery you can explore all kinds of possibilities. Talk to subject and admissions experts, discover apprenticeships, get advice on personal statements, applying through UCAS, and more. Get stuck in and open your mind to a world of opportunities.



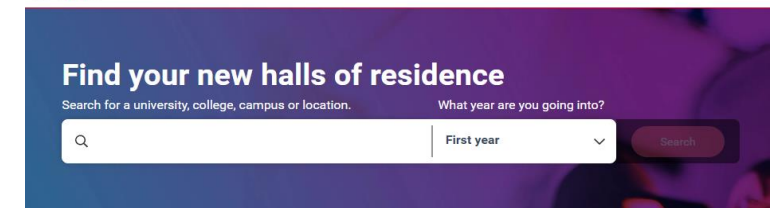
Join our UCAS Hub lives and Facebook lives – each live session is hosted by an expert panel to give you what you need to make an informed decision.



Accommodation search – accommodation is high on the list when considering where you want to study, but it's not always easy to compare what's on offer. Understand what options there are using our new accommodation search.



UCAS



How to find the right student accommodation for you

This is it. Life is good. You're going to uni. It is going to be the party paradise of on-campus halls, or a flat-share right in the middle of town? Maybe the cost of rent will decide, what supports on hand, or whether there's a bus stop...

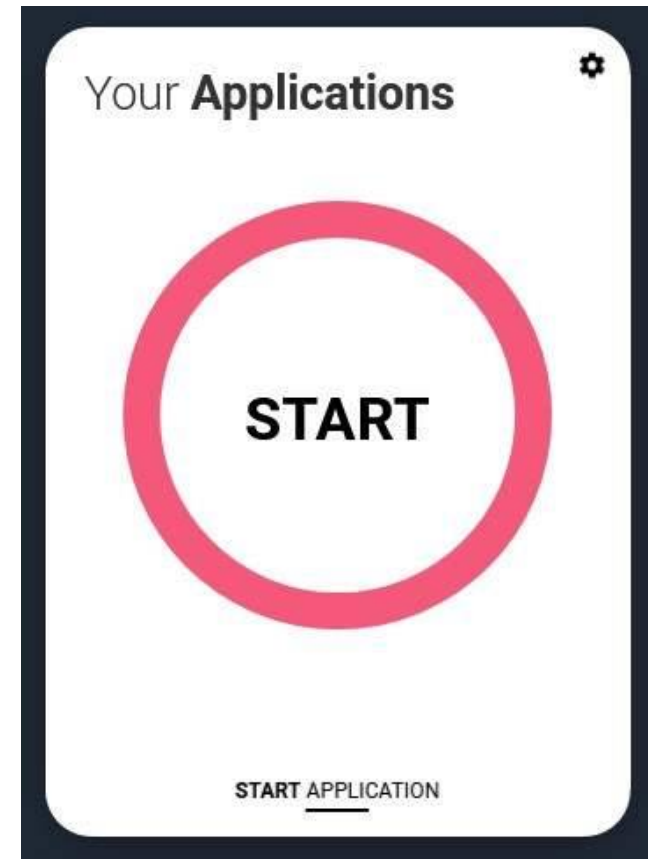
[read more](#)

Applying - key facts

- **Register with UCAS** via the Hub
- Use your username and password to apply **online**
- Students can add up to **5 choices**, unless they're applying to study medicine, veterinary, dentistry – then it's **4 choices**
- Students **can't apply to BOTH** Oxford and Cambridge
- Applying **costs** £22 for 1 choice, or £26.50 for 5 choices
- Apply by the **equal consideration date. Fairfax has its own deadline date in December**
- Providers **can't see** other choices when you apply

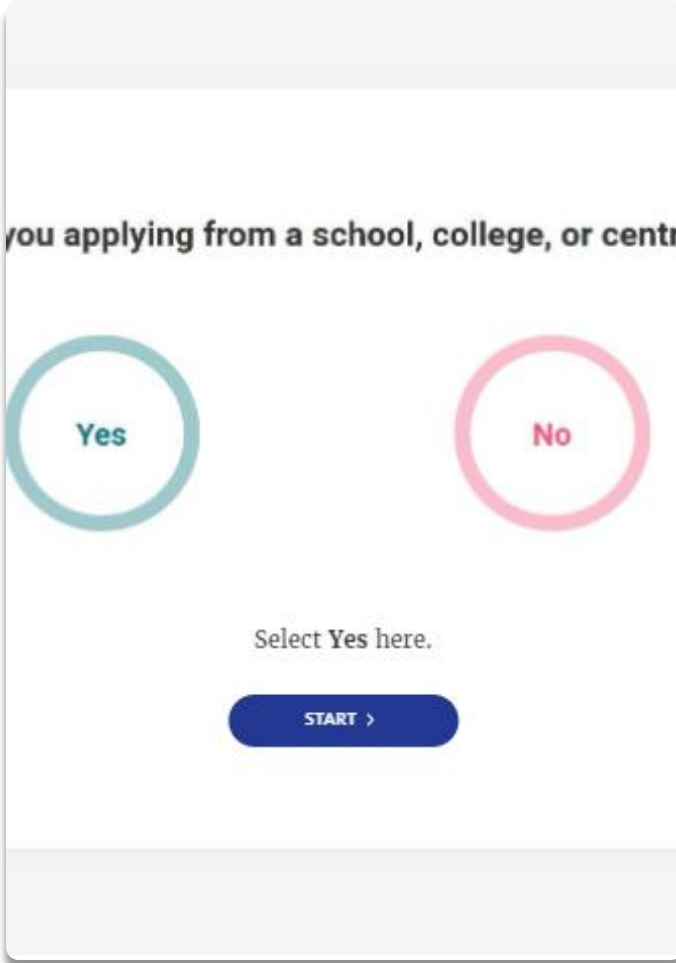
Registering

- To start an application students need a UCAS Hub account.
- Register for a UCAS Hub account at any time
- Later this month you'll see a new 'Your applications' tile in your UCAS Hub
- Click 'Start application' to get started...



Linking to a school

- If they're applying with the help of a school, college or centre they should enter their 'buzzword' to link their application.
- The buzzword is a unique code for our centre.
- **DEDICATION**
- By linking their application students are giving us permission to view and track their application.
- It also means we can provide a reference.



you applying from a school, college, or centre

Yes No

Select Yes here.

START >

The image shows a mobile application interface. At the top, there is a light gray header bar. Below it, the text "you applying from a school, college, or centre" is displayed. The main area contains two large circular buttons: a teal one labeled "Yes" and a pink one labeled "No". Below these buttons, the text "Select Yes here." is shown. At the bottom of the main area is a dark blue button with the text "START >". The interface is framed by a light gray border at the top and bottom.

Making an application

Sections to be completed:

- Personal details
- Contact and residency details
- Work experience
- Education
- Nationality details
- English language skills
- Supporting information
- Personal statement
- Choices – make up to five
- References
- Finance and funding – Use code 02
- Diversity and inclusion (for students with a UK home address)

The screenshot displays a web application interface for creating an application. At the top, there is a navigation bar with links for 'Further education', 'Undergraduate', 'Postgraduate', 'Alternatives', and 'Careers'. Below this, the main heading 'APPLICATION' is visible. The interface is organized into a grid of sections, each with a title, a brief description, and a status indicator. The sections are: 'Personal details' (Status: Section complete), 'Contact and residency details' (Status: Section complete), 'Work experience' (Status: Section in progress), 'Education' (Status: Start this section), 'Nationality details' (Status: Start this section), 'Supporting information' (Status: Start this section), 'English language skills' (Status: Start this section), 'Finance and funding' (Status: Section complete), and 'Diversity and inclusion' (Status: Start this section). At the bottom, there is a 'Questions' section with three sub-sections: 'Personal statement' (Status: Start this section), 'Choices' (Status: Section complete), and 'Reference' (Status: Start this section). The interface uses a clean, modern design with a white background and blue accents.

The personal statement



The only section students have full control over



Students only chance to market themselves individually



The same for all choices



A maximum of 4,000 characters, or 47 lines



A minimum of 1,000 characters

There isn't a spelling or grammar check



No formatting is allowed

UCAS' similarity detection service:
every personal statement is run through software to check for plagiarism.

University of Birmingham Pathways Scheme

- ▶ We would like to draw your attention to a scheme run by University of Birmingham, called The Pathways to Birmingham scheme.
- ▶ The Pathways to Birmingham scheme is designed to help students from families and communities in the West Midlands who have little or no experience of higher education find out about what studying at university involves.
- ▶ [Pathways to Birmingham - University of Birmingham](#)



Vocational pathway

Apprenticeship advice

UCAS has [apprenticeship advice](https://www.ucas.com/apprenticeships) to help students make informed decisions about their post-16 and post-18 opportunities.

Find out about:

- the different types of apprenticeships
- how to find and apply for apprenticeships
- preparing for the application and interview process

Head to:

[ucas.com/apprenticeships](https://www.ucas.com/apprenticeships)

Apprenticeships: Myth Busting

- ▶ Apprenticeships are about low skill levels
- ▶ Apprenticeships focus on manual skills
- ▶ Apprenticeships are for people who aren't academic and can't go to university
- ▶ Apprentices get paid peanuts
- ▶ Apprenticeships are for other people

Degree Apprenticeships

- ▶ A job with 'training programme' inside it
- ▶ An alternative to traditional, full time higher education - blending work and part time university study
- ▶ Spend part of your time at work, watching and learning from more experienced colleagues and putting your studies into practice and part of your time at university
- ▶ All of your studies are linked to your workplace
- ▶ Assessments include practical projects and skills portfolios

Benefits of Degree Apprenticeships

- ▶ Get a head start in your chosen career
- ▶ Gain professional skills and graduate qualifications designed by employers and universities working together – so you know you are gaining skills employers want
- ▶ Hands on training lets you put classroom learning into practice right away, making sense of theory and building confidence
- ▶ Build the soft skills that employers ask for
- ▶ Graduate with lots of work experience on your CV – don't have to struggle to find that first job
- ▶ Get a (real) degree without the debt of a student loan

Degree Apprenticeships: Growing Fast

- ▶ Available in more than 60 Universities
- ▶ Over 5,500 students on Degree Apprenticeships in 2017-18
- ▶ Apprenticeships in Law, Accounting, Business and Management, Digital Technologies, Engineering, Nursing, Surveying
- ▶ University of Brighton – Specialising in Healthcare (Nursing Associate, Registered Nurse, Assistant Practitioner, Healthcare Scientist, Occupational Therapy, Podiatry), Developing Construction and Built Environment, Teaching and Masters level Professional Apprenticeships

Degree Apprenticeships: How do I get onto one?

- ▶ You need an employer who will take you on as an apprentice
- ▶ Look at Find an Apprenticeship:
<https://www.gov.uk/apply-apprenticeship>
- ▶ Look at company websites – many advertise their apprenticeship schemes there
- ▶ Use the UCAS career finder tool to browse apprenticeship vacancies:
<https://careerfinderucas.com/jobs/apprenticeship/#browsing>

What should your son/daughter should be doing now?

- ▶ Research
- ▶ Extracurricular activities
- ▶ Work experience
- ▶ Go beyond the syllabus
- ▶ Focus on this year's studies
- ▶ Drafting personal statements
- ▶ Talking with staff

How can you support them?

Research

Use the parents/guardians' section of the UCAS website at www.ucas.com/parents.

Sign up

Sign up for parent updates from UCAS and get everything you need to know about the application process direct to your inbox.

Open days

Attend virtual events and open days – you may have a different perspective.

Be proactive

Make sure they read everything carefully that is sent to them and don't book holidays at key times!



Thank you for your attendance this evening

- ▶ This presentation will be available on the school website from tomorrow in the Parent Information section.