

FFX 2 Maths Revision

Name:

Class:

Date:

A Counting and understanding numbers:

1. Find the missing numbers.

1.2

1.8

3.0

1 mark (L4/1)

2. Which two **factors** of 28 add up to 18?

You **must** show your working



2 marks (L4/2)

3. **4,835** \div **100**.



1 mark (L4/3)

4. Match each fraction to the percentage of the same value.

One has been done for you.



| | |
|---------------|-----|
| $\frac{3}{4}$ | 50% |
| $\frac{1}{2}$ | 25% |
| $\frac{1}{5}$ | 75% |
| $\frac{1}{4}$ | 20% |

1 mark (L4/4)

5. Write the improper fraction $\frac{8}{3}$ as a mixed number.

$$\frac{8}{3} =$$

1 mark (L4/5)

- 6.

Sapna and Robbie have some biscuits.

Altogether they have **14** biscuits.

Sapna has **2 more** biscuits than Robbie.

How many biscuits do Sapna and Robbie each have?



Sapna

Robbie

1 mark (L4/6)

B Calculating:

7. Write in the missing number.



$$20 \times 3 = \boxed{} + 15$$

1 mark (L4/7)

8. Calculate $(5 \times 4) + (16 \div 4)$

1 mark (L4/8)

9. Draw **all** the missing lines.

7×7

9

8×8

49

Six times five

6

$81 \div 9$

64

$36 \div 6$

30

1 mark (L4/9)

10. Here is a number sentence.

$$\boxed{?} + 27 > 85$$

Circle **all** the numbers below that make the number sentence correct.



30

40

50

60

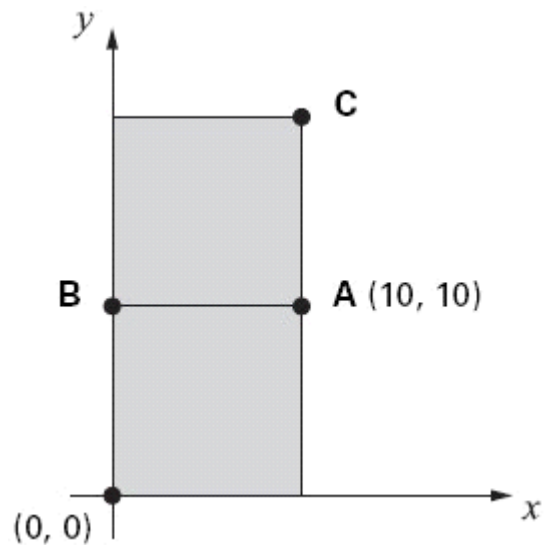
70

1 mark (L4/10)

11. The diagram shows two identical squares.

A is the point (10,10)

What are the coordinates of **B** and **C**?



B is

1 mark (L4/11)

C is

1 mark (L4/11)

12. Calculate 347×5

You **must** show your working



2 marks (L4/12)

13. In the chart any **three** numbers in a line, **across or down**, have a **total of 18.45**

Write the **missing** number.

| | | |
|-------|------|------|
| 2.46 | 8.61 | 7.38 |
| 11.07 | | 1.23 |
| 4.92 | 3.69 | 9.84 |

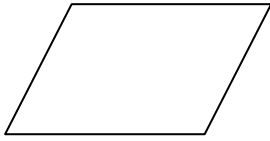


Show
your **working**.
You may get
a mark.

2 marks (L4/13)

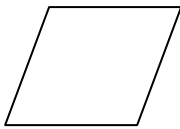
C Shape, Space and Measure:

14. Write the names of the quadrilaterals.



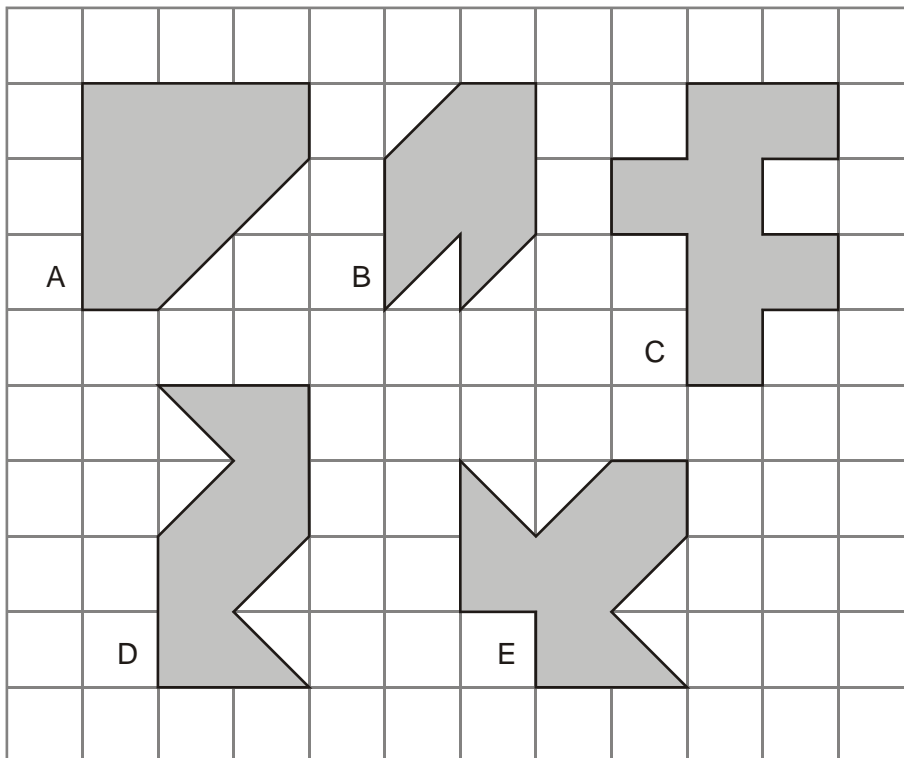







2 marks (L4/14)

15. Here are five shapes on a square grid.



Write the letters of the **two** shapes which have a line of symmetry.

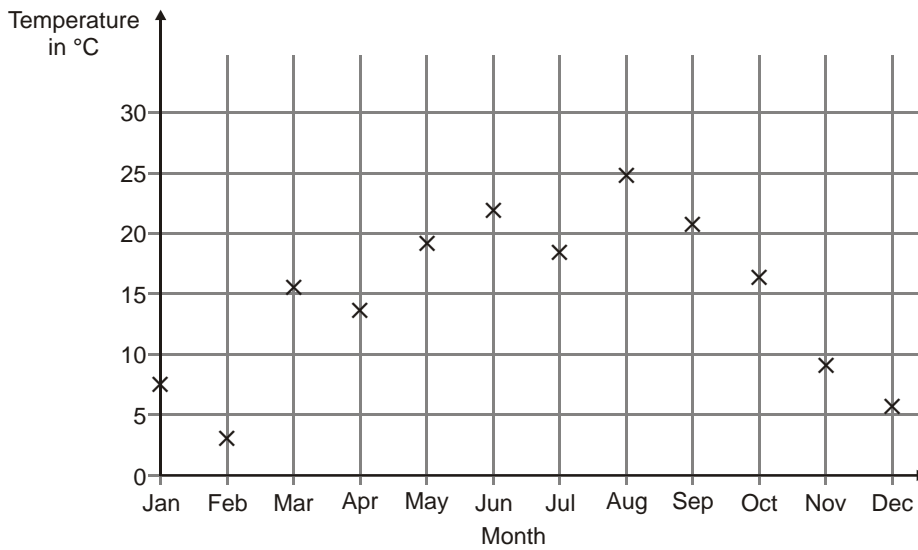
 and

2 marks (L4/1)

D Data Handling

16. Abbie takes the temperature outside at midday on the first day of each month.

The graph shows her results from January to December.



How many months on the graph show a temperature between **10°C** and **20°C**?



1 mark (L4/19)

Find the difference in temperature shown on the graph between **July** and **August**.



1 mark (L4/19)

17. Here is a Carroll diagram for sorting numbers. Write a number **less than 60** in each space.



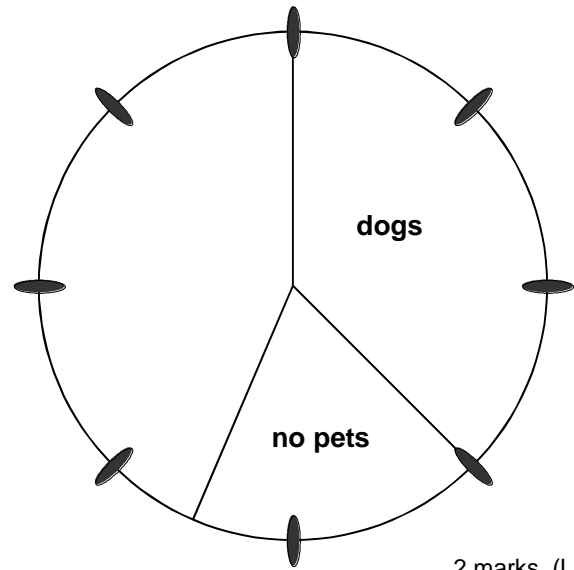
| | even | not even |
|---------------------|------|----------|
| a square number | | |
| not a square number | | |

1 mark (L4/20)

18. 80 people were asked if they owned a pet.

30 had **dogs** 25 had **cats** 10 had other **pets** 15 had no **pets**

Complete the pie chart to show this information.



2 marks (L4/21)

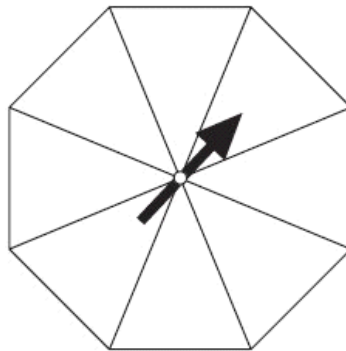
19. What is the **mode** in this set of numbers?

7, 6, 4, 5, 7, 6, 7

1 mark (L4/22)

20. Here is a spinner which is a regular octagon.

Write 1, 2 or 3 in each section of the spinner so that **1 and 2 are equally likely** to come up and **3 is the least likely** to come up.



1 mark (L4/23)